

**INSERTEC** design and manufacture a wide range of Furnaces and Refractories for Aluminium Foundry Industry, on a turn-key basis.



Tilting MELTOWER®



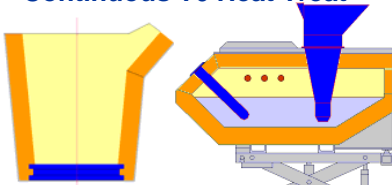
Combination MELTOWER®



IMAE Ladle Holding



Continuous T6 Heat Treat



Ladles

Dosing Fc.

## FOUNDRY APPLICATIONS

- Melting and Holding
- Heat Treatment

## INDUSTRIAL SECTOR

- High Pressure Die Casting
- Low Pressure Die Casting
- Gravity in Permanent Mold & Sand

## FURNACES Type & Process

### TOWER Type Furnaces

- MELTOWER® Central melting unit
- MELHOLDER® for each DC cell
- IN-LINE Process for melting & molten treatment in continuous
- ALUSWIRLER® Sink Vortex
- Combination MELTOWER® for Ingots, returns & In-house Chips
- ALUMAP® Heated Launder systems

### HOLDING & DOSING Furnaces

- RMAE & IMAE Ladle Holding unit
- Immersion heater tubes
- Radiant roof electrical resistances
- DMAE Pressure Dosing furnaces

### Ancillary


- Charging equipments
- Transport Ladles
- Gas & Electrical Preheaters

## REFRACTORY Lining

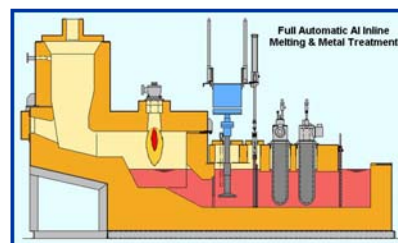
- Tower Melters
- Ladles
- Holders & Dosing
- Launders

### Precast Shapes

- SIFCA® Impact plates
- SIFCA® Door frames
- Special Pieces



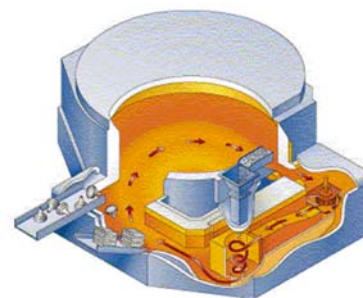
MELHOLDER® Furnace



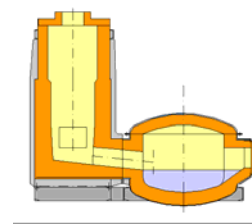
Melholder IN-LINE Process



DMAE Dosing furnaces



ALUSWIRLER® Process



Meltower Linings

## **Ingeniería y Servicios Técnicos, S.A.**